Light efficiency:

125 Lumen/Watt

Light quality:

CRI: 84.0

Color temperature:

5110 K

Output: 18735 lm

Peak: 9468 cd

Power: 150.1 W

PF: 1.0

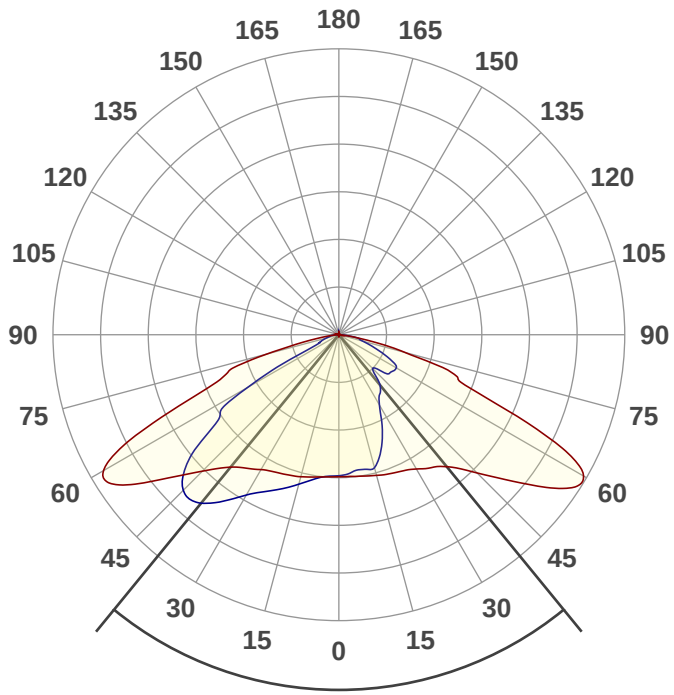

Product name:
ALD-50K15W-C-BRC3 Type III-S

Date and time:
4/10/2019 3:18:15 PM

Beam angle **78.5°**

CIE 1931
x: 0.343
y: 0.355

Spectra

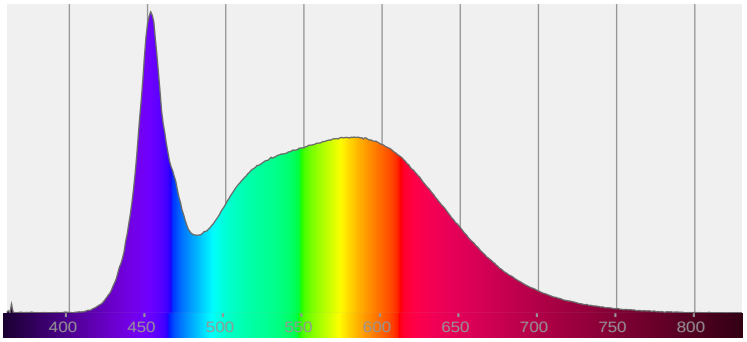

Power

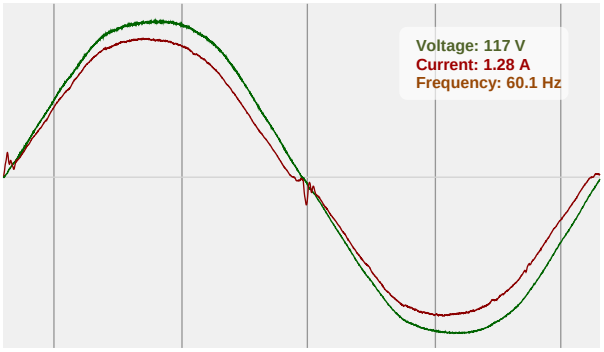

T 314.743.3067
F 314.972.6202
email: commercial-sales@superbrightleds.com
www.superbrightleds.com/

Color Specifications

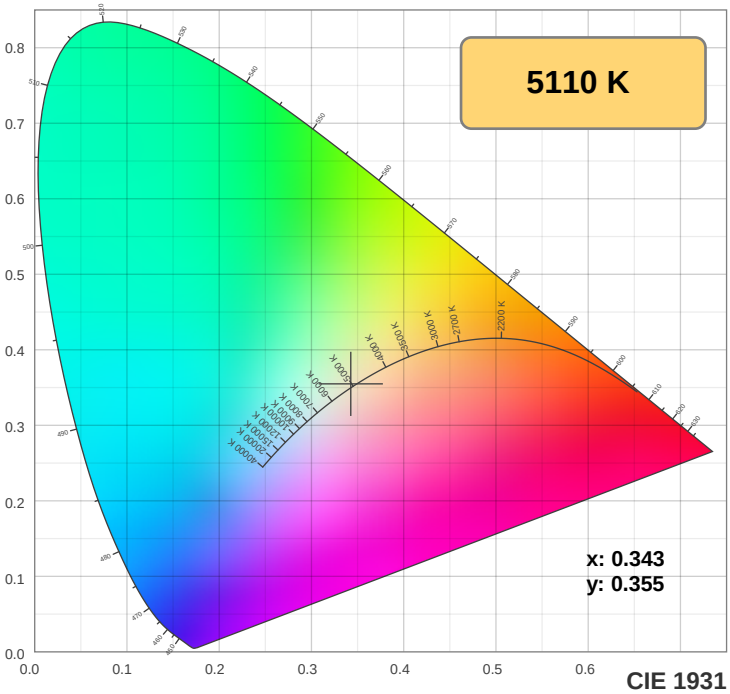

CIE 1931

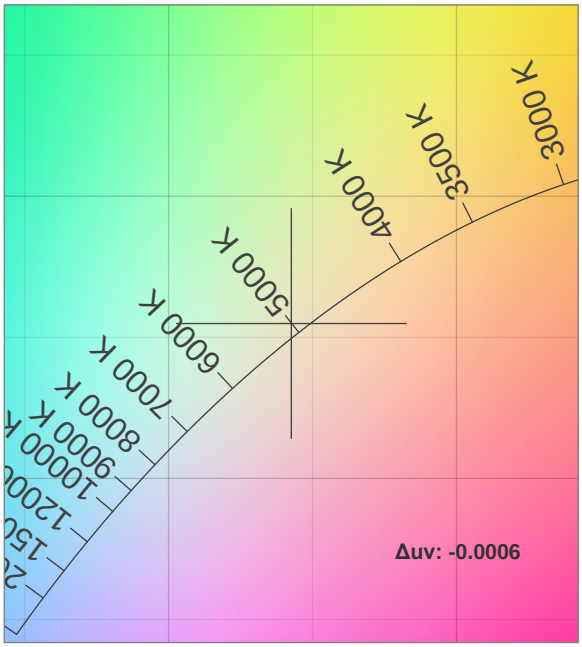

CIE 1931 ZOOM

TM30: 82.0

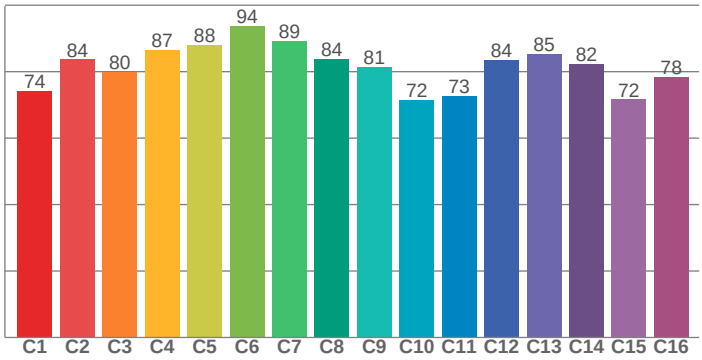

CRI: 84.0 (R1-R8)

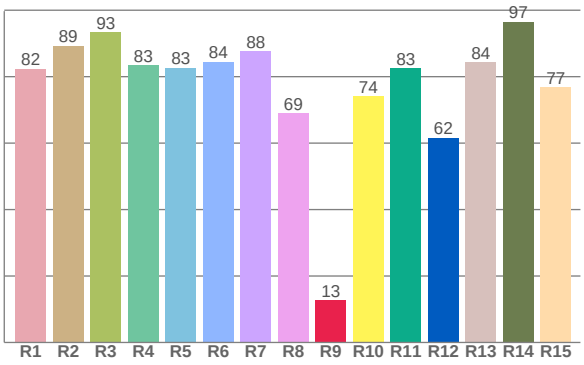

CRI R values, only R1-R8 are used to calculate final CRI value

R1	R2	R3	R4	R5	R6	R7	R8	R9	R10	R11	R12	R13	R14	R15
82.4	89.4	93.4	83.4	82.7	84.4	87.6	68.9	12.8	74.1	82.5	61.6	84.4	96.6	76.8

TM30 C values, 16 binned values out of total of 99 C values

C1	C2	C3	C4	C5	C6	C7	C8	C9	C10	C11	C12	C13	C14	C15	C16
74.2	83.7	79.9	86.6	88.0	93.8	89.3	83.8	81.5	71.6	72.7	83.6	85.4	82.3	71.7	78.4

CQS Q values

Q1	Q2	Q3	Q4	Q5	Q6	Q7	Q8	Q9	Q10	Q11	Q12	Q13	Q14	Q15
83.2	98.6	77.6	73.7	79.7	82.7	85.8	89.5	97.0	87.1	83.1	82.0	82.1	72.0	76.2

CQS: 81.8

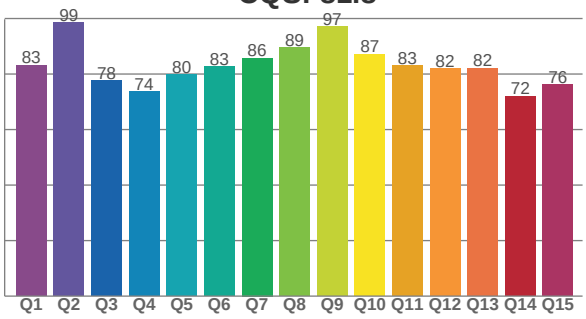

Color parameters

Color temperature	Color rendering index	Red component	Color fidelity	Color gamut	Color quality scale	Color coordinate cie 1931	Color coordinate cie 1931	Color coordinate	Color coordinate	Color diviation from black body
CCT	CRI	CRI R9	TM30 Rf	TM30 Rg	CQS	x	y	u	v	Δuv
5110 K	84.0	12.8	82.0	94.2	81.8	0.343	0.355	0.208	0.324	-0.0006

T 314.743.3067
F 314.972.6202
email: commercial-sales@superbrightleds.com
www.superbrightleds.com/

ALD-50K15W-C-BRC3 Type III-S

TM30 Report

Rf 82.0

Fidelity index Rf

Rg 94.2

Gammut index Rg

		Graphic shifts (%)	
Hue Bin	R_f	Chroma	Hue
1	74	-12%	0%
2	84	-7%	5%
3	80	-5%	9%
4	87	-2%	5%
5	88	-2%	3%
6	94	0%	-1%
7	89	-6%	-2%
8	84	-8%	2%
9	81	-9%	12%
10	72	-4%	15%
11	73	3%	16%
12	84	6%	6%
13	85	8%	-6%
14	82	3%	-9%
15	72	-1%	-19%
16	78	-4%	-11%

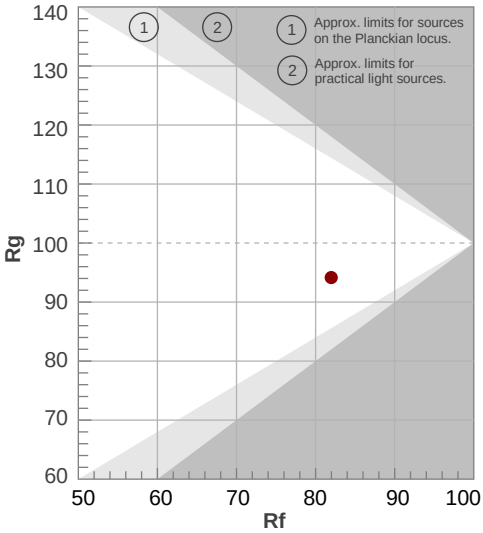

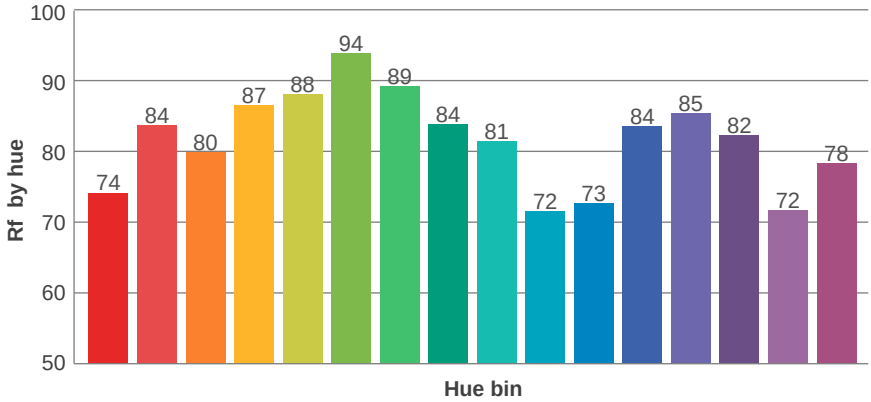

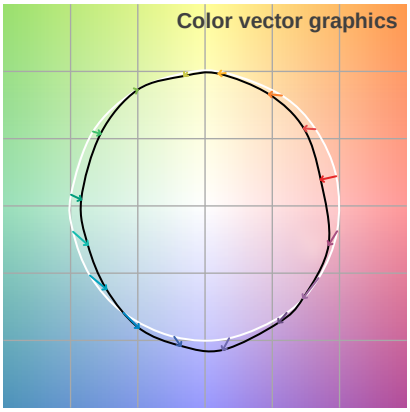

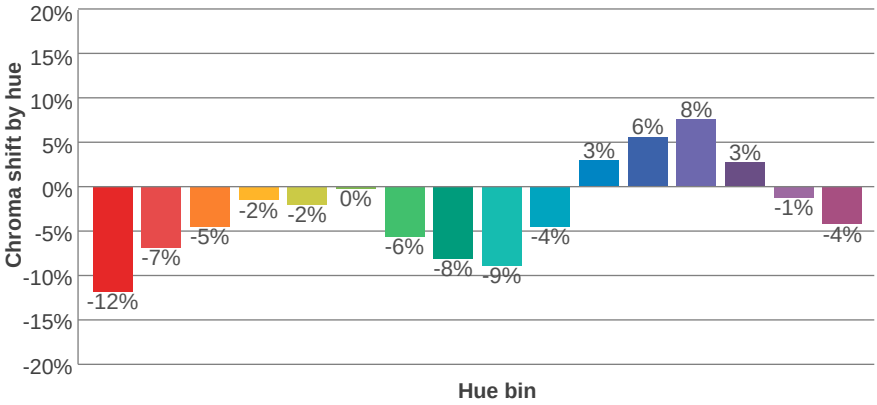

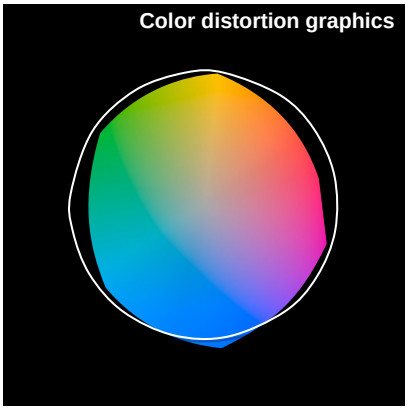

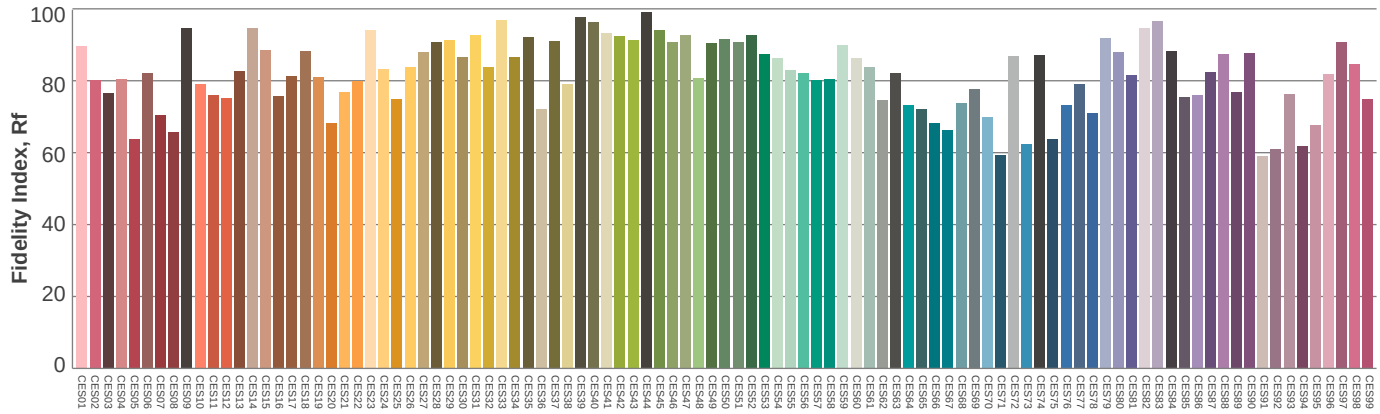

T 314.743.3067
F 314.972.6202
email: commercial-sales@superbrightleds.com
www.superbrightleds.com/

Illumination

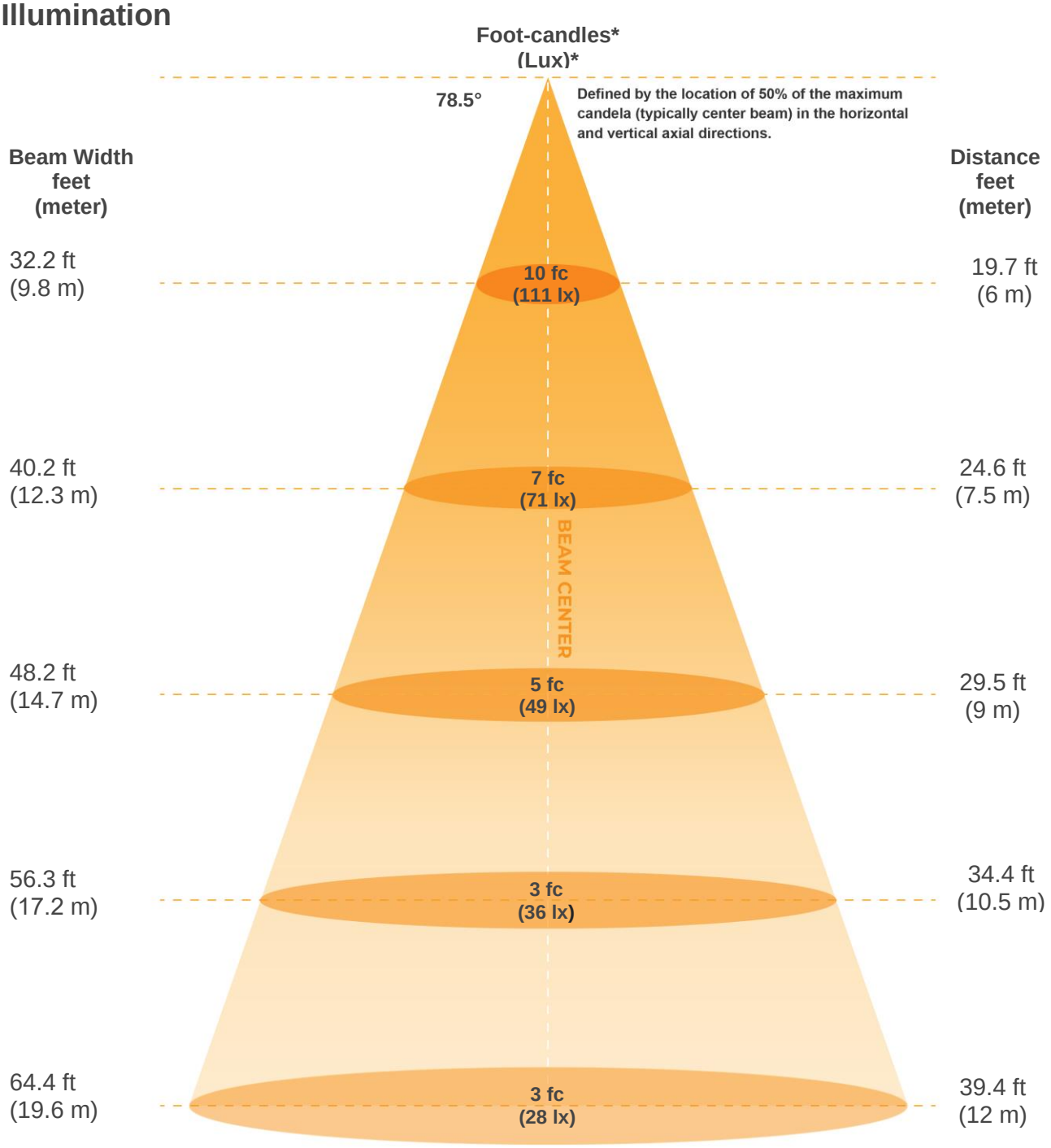

*measured at center of beam

Beam intensities from 1-20m

1m	2m	3m	4m	5m	6m	7m	8m	9m	10m	11m	12m	13m	14m	15m	16m	17m	18m	19m	20m
3.3ft	6.6ft	9.8ft	13.1ft	16.4ft	19.7ft	23ft	26.2ft	29.5ft	32.8ft	36.1ft	39.4ft	42.7ft	45.9ft	49.2ft	52.5ft	55.8ft	59.1ft	62.3ft	65.6ft
4009lx	1002lx	445lx	251lx	160lx	111lx	82lx	63lx	49lx	40lx	33lx	28lx	24lx	20lx	18lx	16lx	14lx	12lx	11lx	10lx
372.5fc	93.1fcd	41.4fcd	23.3fcd	14.9fcd	10.3fcd	7.6fcd	5.8fcd	4.6fcd	3.7fcd	3.1fcd	2.6fcd	2.2fcd	1.9fcd	1.7fcd	1.5fcd	1.3fcd	1.1fcd	1fcd	0.9fcd

Beam angle 50%	Field angle 10%	Cutoff angle 2,5%	Intensity ratio in 120° cone	Intensity ratio in 90° cone
78.5°	**148.2°**	**168.9°**	**74.4%**	**42.0%**

T 314.743.3067
F 314.972.6202
email: commercial-sales@superbrightleds.com
www.superbrightleds.com/

ISO Diagrams

ISO candela diagram

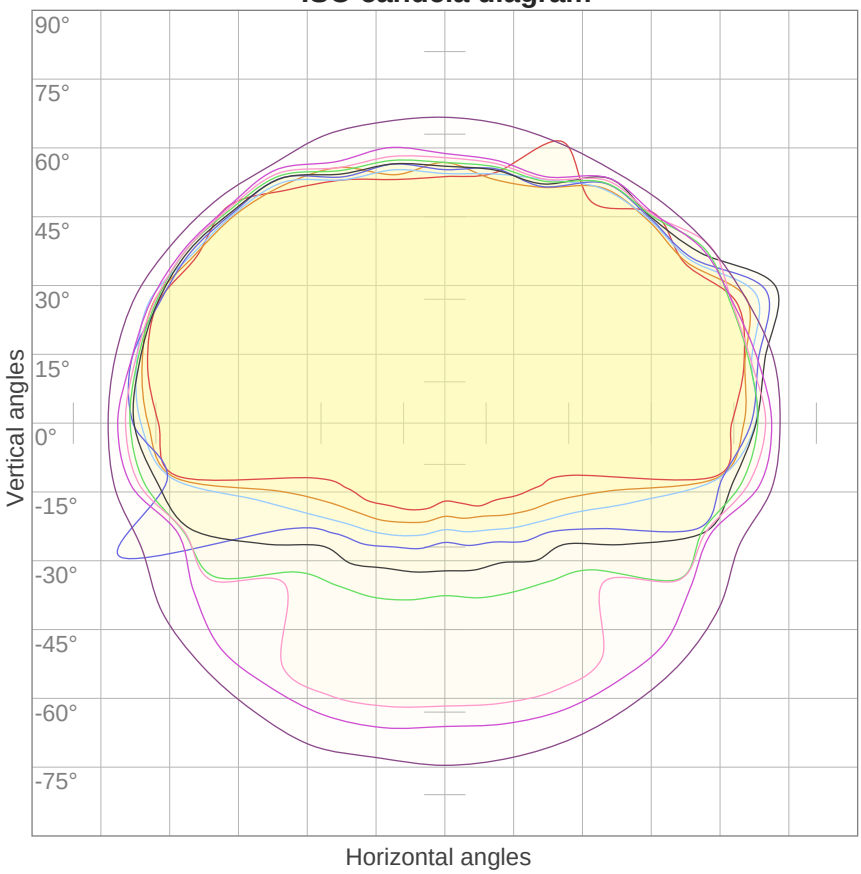

10%	401 cd
20%	802 cd
30%	1203 cd
40%	1604 cd
50%	2005 cd
60%	2406 cd
70%	2806 cd
80%	3207 cd
90%	3608 cd

Conditions:

Number of c-planes: 16

Candela at center: 4009 cd

ISO lux diagram

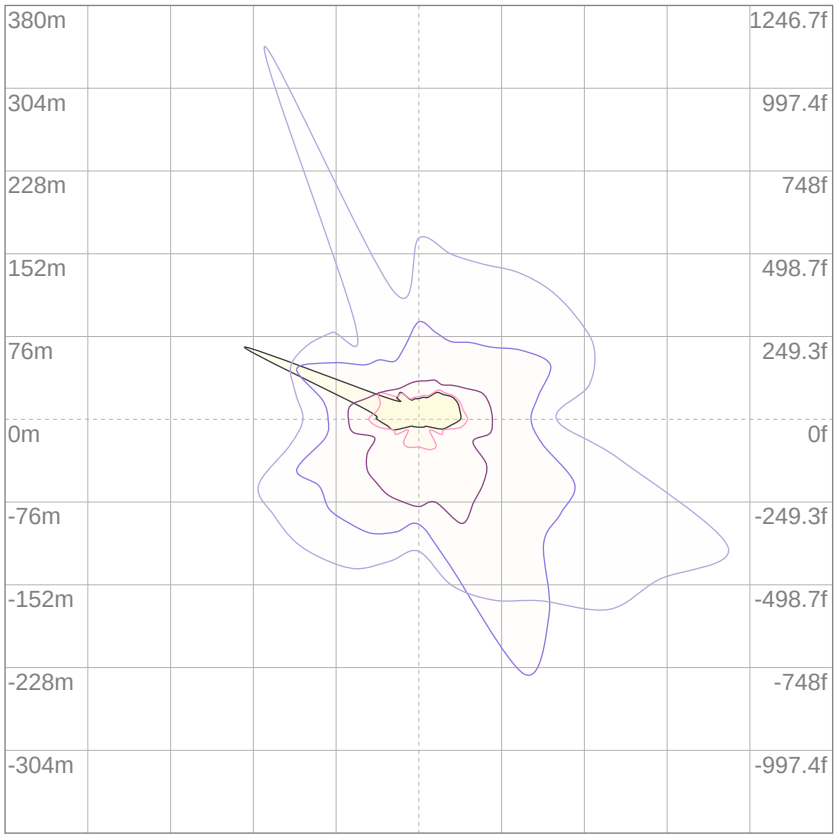

Mounting height: 10 meters (33 feet)

3%	1.20 lx
5%	2.00 lx
10%	4.01 lx
30%	12.0 lx
50%	20.0 lx

Conditions:

Number of c-planes: 16

Lux at center: 40.1 lx

Lux distribution on a surface when lamp is mounted at 10 meters from the surface.

T 314.743.3067
F 314.972.6202
email: commercial-sales@superbrightleds.com
www.superbrightleds.com/

Light Planning

Coefficients of Utilization

Ceiling reflectance	80				70				50			30			10			0
Wall reflectance	70	50	30	10	70	50	30	10	50	30	10	50	30	10	50	30	10	0
Floor reflectance	20	20	20	20	20	20	20	20	20	20	20	20	20	20	20	20	20	0
RCR	**(RCR: Room Cavity Ratio)**								**Room Values are expressed as percentage of Lumens delivered to the task surface**									
0	119	119	119	119	116	116	116	116	111	111	111	106	106	106	102	102	102	100
1	108	103	99	95	105	101	97	93	96	93	90	92	90	87	89	87	85	82
2	97	88	81	75	94	86	80	74	83	77	72	79	75	70	76	72	69	67
3	88	76	67	60	85	74	66	60	71	64	59	69	62	57	66	61	56	54
4	79	66	57	49	77	65	56	49	62	54	48	60	53	48	57	52	47	44
5	72	58	48	41	70	57	48	41	55	47	40	53	46	40	51	44	39	37
6	66	52	42	35	64	51	41	35	49	40	34	47	40	34	45	39	34	31
7	61	46	37	30	59	45	36	30	44	36	30	42	35	29	41	34	29	27
8	56	42	32	26	54	41	32	26	39	32	26	38	31	26	37	30	26	23
9	52	38	29	23	51	37	29	23	36	28	23	35	28	23	34	27	23	21
10	49	35	26	21	47	34	26	21	33	26	20	32	25	20	31	25	20	18

Luminaire budgetary diagram

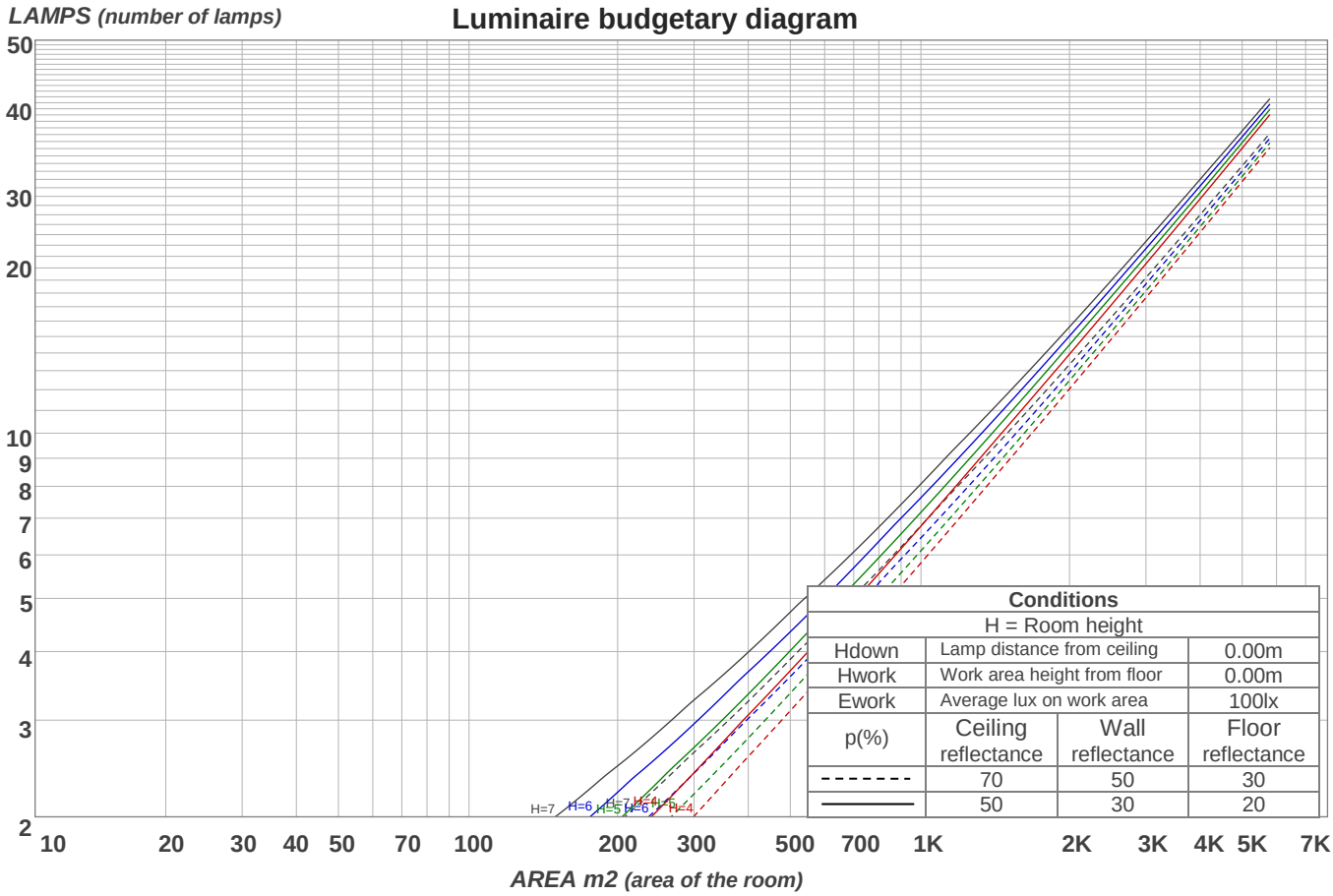

Zonal Lumen Summary

0°-10°	10°-20°	20°-30°	30°-40°	40°-50°	50°-60°	60°-70°	70°-80°	80°-90°
384 lm	1168 lm	1922 lm	2697 lm	3597 lm	4168 lm	3383 lm	1161 lm	211 lm

90°-100°	100°-110°	110°-120°	120°-130°	130°-140°	140°-150°	150°-160°	160°-170°	170°-180°
5.14 lm	4.77 lm	5.93 lm	6.55 lm	6.76 lm	5.82 lm	4.48 lm	2.80 lm	0.964 lm

T 314.743.3067
F 314.972.6202
email: commercial-sales@superbrightleds.com
www.superbrightleds.com/

Road Report

LCS table

BUG rating:	B4 U2 G3	
Forward light	Lumens	Lumens %
Low(0-30):	1733.2	9.3%
Medium(30-60):	5153.7	27.5%
High(60-80):	2159	11.5%
Very high(80-90):	92.1	0.5%
Back light		
Low(0-30):	1740.7	9.3%
Medium(30-60):	5307.3	28.3%
High(60-80):	2395.7	12.8%
Very high(80-90):	119.5	0.6%
Uplight		
Low(90-100):	5.7	0%
High(100-180):	38.1	0.2%

LCS graph

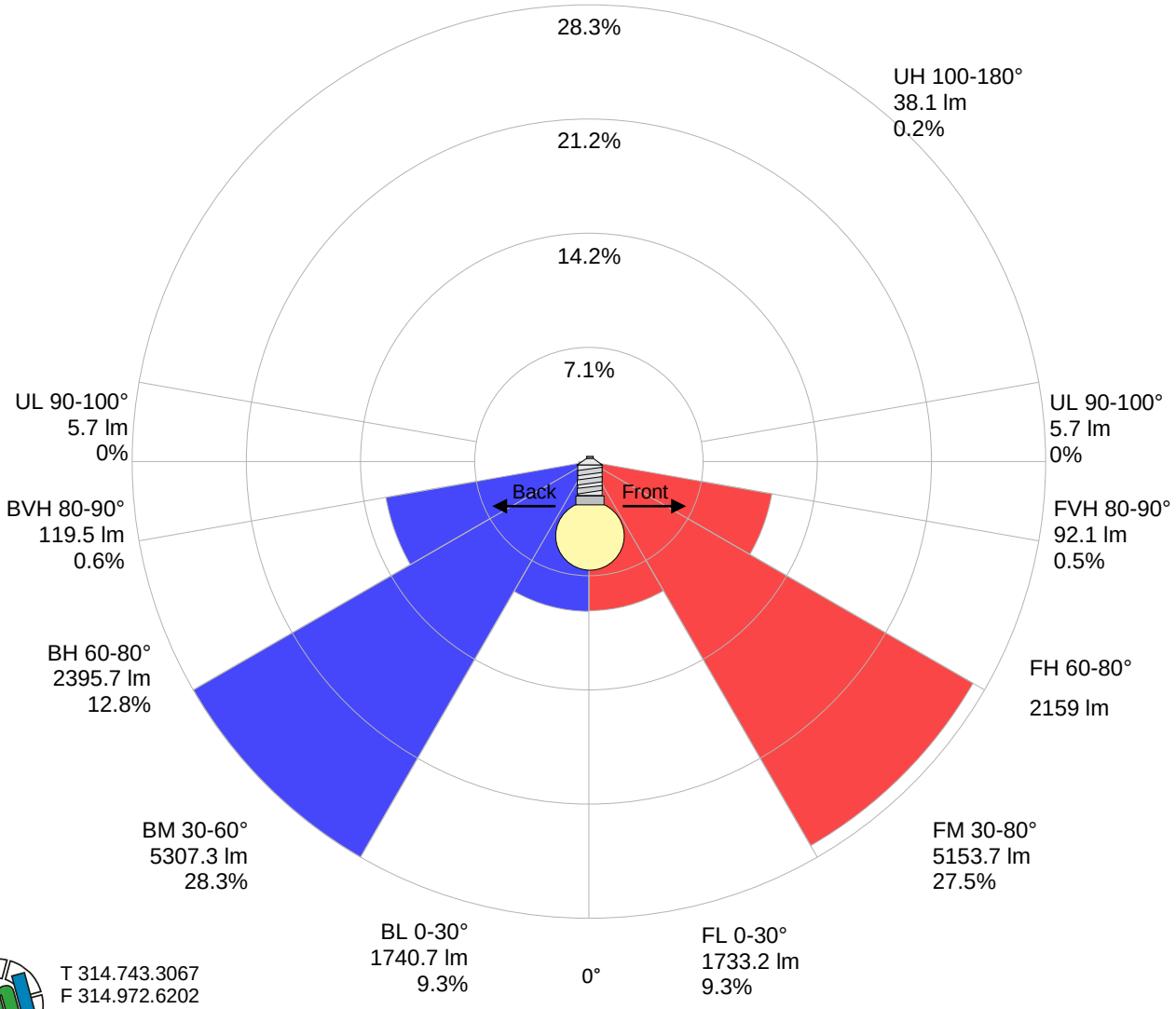

T 314.743.3067
F 314.972.6202
email: commercial-sales@superbrightleds.com
www.superbrightleds.com/

Stabilization

Warmup curve

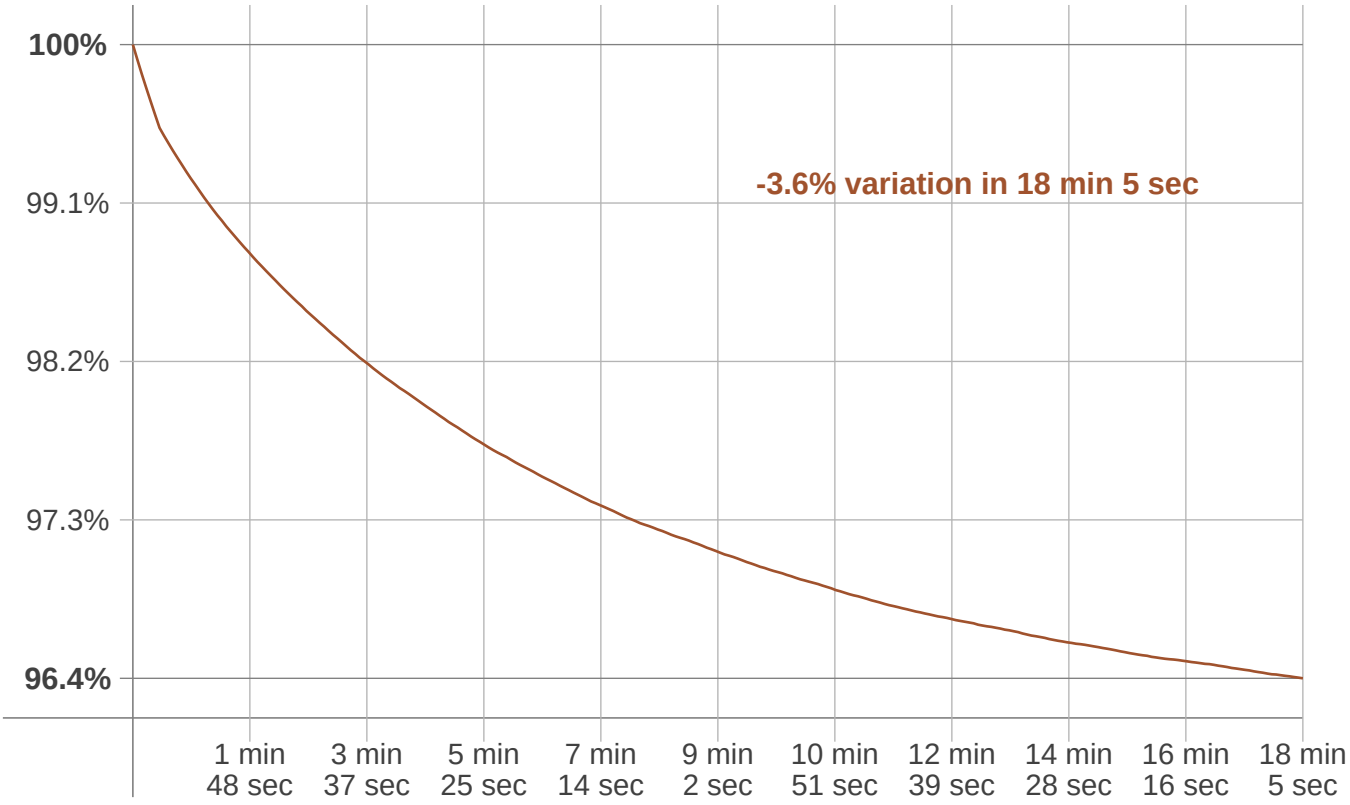

Warmup result

Warmup time:	**18 min 5 sec**
Warmup variation	**-3.6%**

Warmup conditions

Stable period:	**15 min**
Stable change max:	**2.0%**
Minimum time:	**15 min**

Color temperature change

CCT start	CCT change	CCT end
5046 K	+64 K	5110 K

Output change

Output start	Output change	Output end
19402 lm	-668 lm	18735 lm

T 314.743.3067
F 314.972.6202
email: commercial-sales@superbrightleds.com
www.superbrightleds.com/

Flicker

Flicker curve (complete sampled flicker signal)

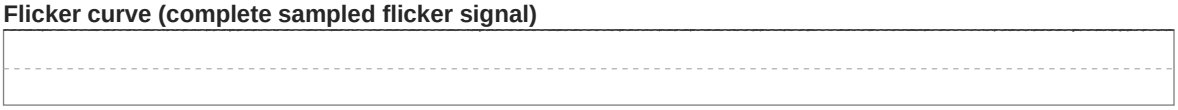

Flicker frame (frame of one flicker period)



Flicker FFT (frequency scope of flicker curve)

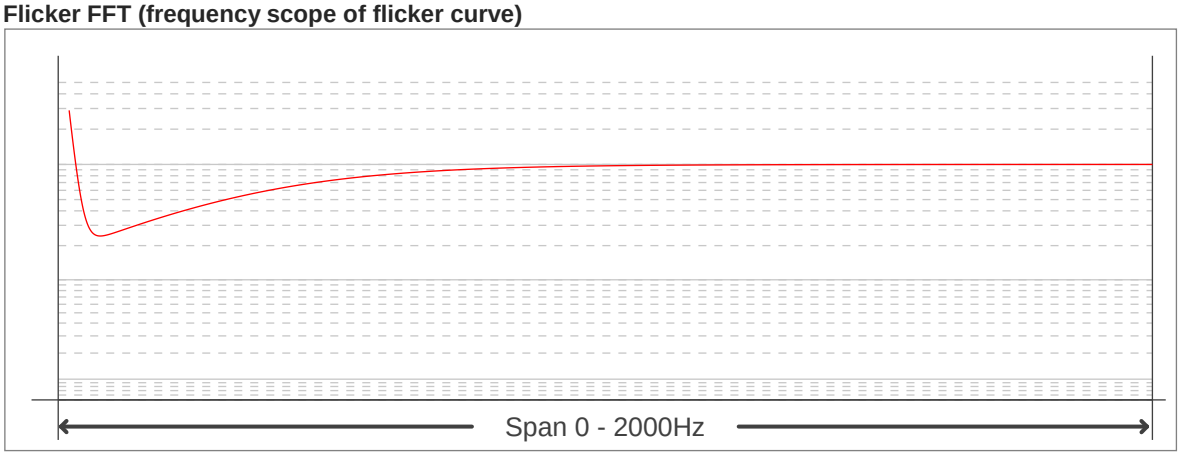

Flicker results:

Flicker frequency:	**118.69 Hz**
Flicker index:	**0**
Flicker percentage:	**0.52 %**
SVM: (Visual flicker)	**0.01**

Flicker conditions:

Sample rate:	**40000 samples/second**

T 314.743.3067
F 314.972.6202
email: commercial-sales@superbrightleds.com
www.superbrightleds.com/