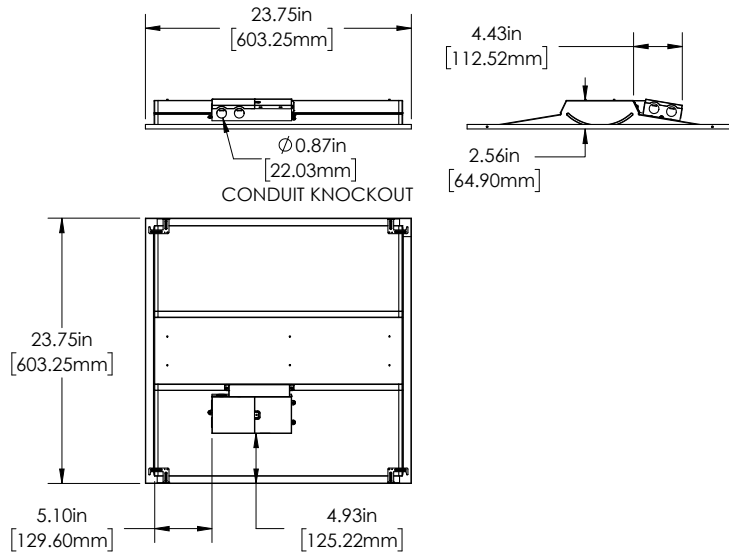


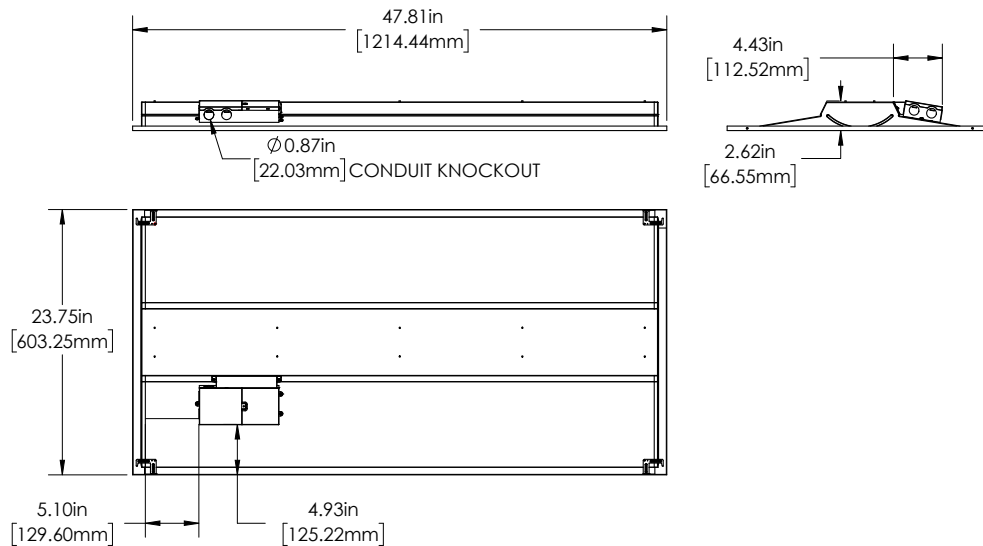
Dimmable Recessed LED Troffer Light

Dimensional Drawings

TLFD-xK22-40W-H



TLFD-xK24-50W-H



Dimmable LED Troffer Light

TLFD-xK2x-xW-H Series

User Manual



Dimmable Recessed LED Troffer Light

Specifications

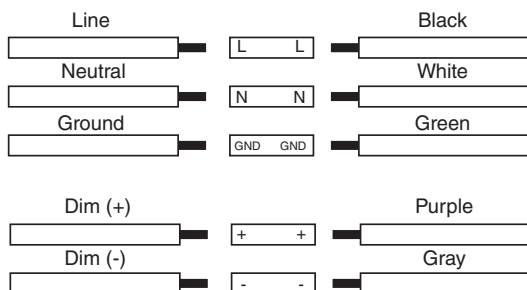
Model	TLFD-xK22-40W-H	TLFD-xK24-50W-H
Operating Voltage	100–277 VAC	
Power Consumption	40 W	50 W
Operating Temperature	-4°–113° F (-20°–45° C)	
Environmental Rating	IP20	
Dimming	0–10 V	
Weight	5.7 lb (2.59 kg)	10 lb (4.54 kg)

Safety Information

- Product should be installed by a certified electrician in accordance with applicable national, state, and local building and electrical codes.
- To reduce the risk of electric shock, ensure that the main power source and circuit breakers are switched off before performing any installation or wiring procedures.
- Avoid looking directly into the lamp when illuminated.
- Ensure all mounts are securely attached and will support the weight of the fixture. Failure to properly support the fixture may result in damage or injury, for which the manufacturer does not assume responsibility.

Wiring Diagram

Note: Cap any unused wires during installation process.



Installation Instructions

1. Make electrical connections in attached junction box.
2. Lay fixture into T-grid.
3. Bend out safety tab to be vertical, then upper portion out 90 degrees.

Note: Tabs should secure light in T-grid while still allowing reinstallation of adjacent ceiling tiles. A #8 x 1/4" sheet metal screw may be used to secure the fixture also.

