

Important: Read all instructions prior to installation.

Single/Dual Side Type A/B T8 LED Tube

Safety and Notes

- Product should be installed in accordance with all applicable national, state, and local building and electrical codes.
- To reduce the risk of electric shock, ensure that the main power source and circuit breakers are switched off before performing any installation or wiring procedures.
- Avoid looking directly into the lamp when illuminated.

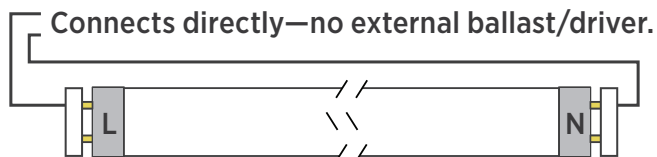
Specifications

Specifications	T8U4-xK15-AFN	T8U4-xK18-AFN
Operating Voltage	120–277 VAC	
Wattage	15 W [type B], 17.5 W [type A]	18 W [type B], 20.5 W [type A]
Operating Temperature	-4°–113° F (-20°–45° C)	
Lens Material	glass	
IP Rating	IP20	
Dimmable	No	
Connection Type	G13 bi-pin, single- or dual-ended	

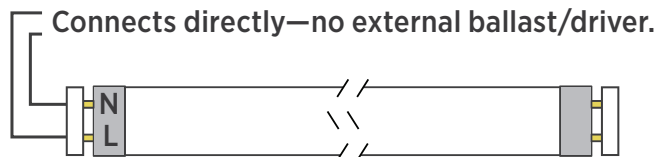


Type B Installation Instructions

1. Remove power from fixture before replacing lamps or modifying ballast.
2. Bypass ballast and use wire nuts to cover any exposed wire ends.
Note: Tubes can be powered using single- or dual-sided installation.
3. Install tubes into fixture, and install retrofit label in a visible location on the fixture.



Dual-sided Type B Installation

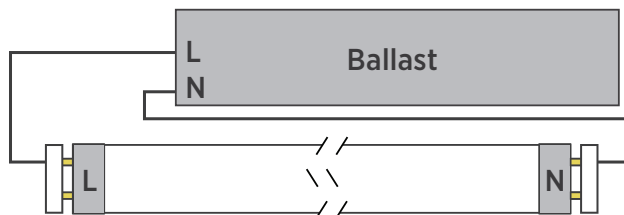


Single-sided Type B Installation

Note: Single-sided connection must be on label side

Type A Installation Instructions

1. Refer to ballast compatibility chart to ensure bulbs will work with existing ballast.
2. Remove power from fixture before replacing lamps.
3. Install tubes into fixture.



Dual-sided Type A Installation

Modification Label

A label needs to be placed onto the fixture in a location that is visible during retrofit that has the following caution.

Caution Risk of Injury or Damage:

This luminaire has been modified to operate LED lamps. Do not attempt to install or operate fluorescent lamps in this luminaire.



LED LUMINAIRE RETROFIT KIT

FOR USE ONLY WITH FLUORESCENT LUMINAIRES AS IDENTIFIED IN MANUFACTURER'S INSTRUCTIONS.

Control No. E348221



Important: Read all instructions prior to installation.

Single/Dual Side Type A/B T8 LED Tube

Ballast Compatibility

Accupro	
1	AP-432IP-UNV
2	AP-332IP-UNV-M
Advance	
1	IOPA-4P32-LW-N
Espen	
1	VE232MVHIPL
2	VE232MVHIPE
3	VE432MVHIPE
4	VE432MVHIPL
5	VE432120HIP
GE	
1	GE232MAX-L/Ultra
2	GE332MAX-N/Ultra
3	GE232MAX347-N
4	GE432MAX347-N
5	GE232-MVPS-N
6	GE332-MVPS-N
7	GE432-MVPS-N
8	GE432-120RESDIYB
9	GE-240-RS-MV-N
10	GE232-N-347
11	GE132MAX-H/ULTRA
Halco	
1	EP232IS/L/MV/HE
Howard Industries	
1	EP3/32IS/MV/MC/HE
Keystone	
1	KTEB-232RIS-1-TP-SL
2	KTEB-232RIS-1-TP-SL/Ga
Osram	
1	QHE 2x32T8/UNV ISN-SC
2	QHE 3x32T8/UNV ISN-SC
3	QHE 3x32T8/UNV PSN-SC

Philips	
1	ICN-2P32-N
2	ICN-3P32-N
3	ICN-2S40-N
4	IOP-4P32-LW-N
5	IOPA-1P32-N
6	IOPA-4P32-N
7	IOPA-2P32-LW-N
8	IOP-3P32-N
Sylvania	
1	QHE 1x32T8/UNV ISN-SC
2	QHE 3x32T8/UNV ISL-SC
3	QTP 2x32T8/UNV ISL-SC
4	QT 4X32/120 LP
5	QT 2x32 T8/347 ISL-SC
6	QHE 4x32T8/347 ISN-SC
7	QHE 4x32T8/347 ISL-SC
Triad	
1	B232IUNVHP-N
2	B332IUNVHP-A
3	B432IUNVHP-A
4	B232IUNVHP-B
Universal	
1	B332IUNVHE-A
2	B432IUNVHE-A
3	B232IUNVEL-N
4	B332IUNVEL-A
5	B232IUNVHEH-A
6	B332PUNVHE-A
7	B4321UNVEL-A
Work Horse	
1	WH3-120-C
2	WH3-120-L
Pacific Fluorescent	
1	EB-232IS-120-RES

