

Important: Read all instructions prior to installation.

Wireless Waterproof Remote LED Controller

LED Controller, On/Off, Flash and Fade Modes

Parts Included

1 - RF Controller	1 - Inline Fuse Holder
1 - Key Fob Remote	1 - 2A Fuse

Specifications

Model Number	RCW-RF1
Input Voltage	9~14.5 VDC
Output Current	2A Maximum
Fuse Size	2A
Operating Temperature	-4 ~149° F (-20~65° C)
IP Rating	Waterproof IP67
Flash Modes	2
Fading Mode	1
Brightness Levels	4
Remote Battery	12V 27A x 1
Remote Range	33 Feet (10m) Maximum
Remote Frequency	315 MHz
FCC ID	2AFXS-JX-R001

Wiring

Input Wires	Polarity	Function
Black	Negative (-)	Ground In (-)
Red	Positive (+)	9~14.5 VDC Power In (+)

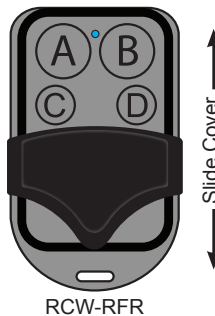
Output Wires	Polarity	Function
Black	Negative (-)	Common Cathode
Red	Positive (+)	Common Anode

Remote Pairing

Remote comes paired to the controller. Use the following procedure if additional remotes are required. On power up, LEDs will be on indicating pairing mode for three seconds. During pairing mode, press button "A" then "B" to pair a new remote.

Remote Buttons

Button	Functions
A	Turns LED On Full Brightness. Press for dimming 75%, 50%, 25% back to 100%
B	Turns LEDs on flash modes or activates flash modes (2). Switches between Flash/Flash/Long Pause and Flash/Flash/Short Pause during flash modes
C	Turns LEDs on fade mode or activates fading mode
D	Off



RCW-RFR

Diagram 1

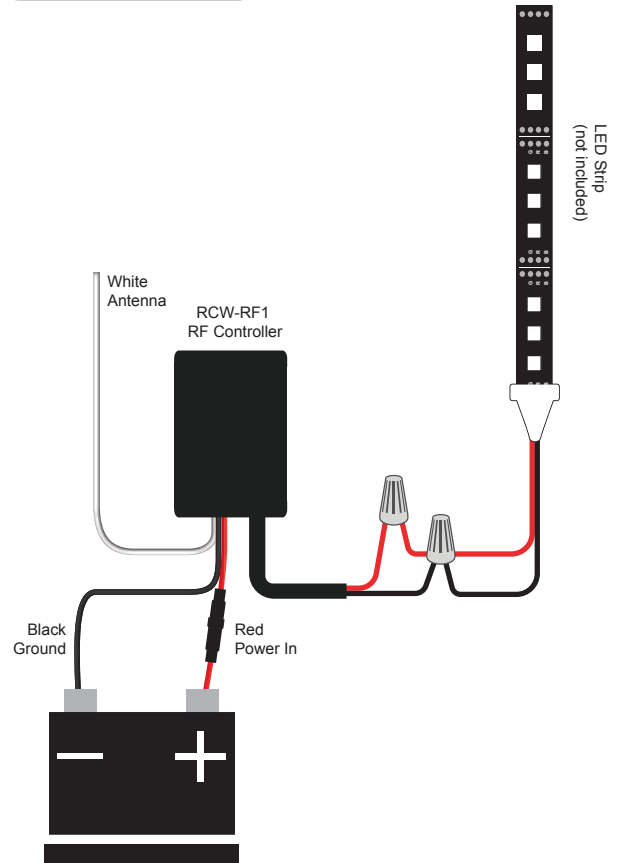
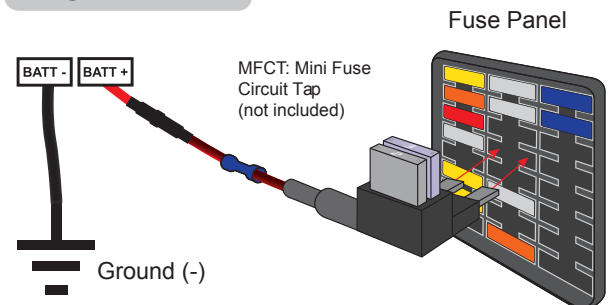


Diagram 2



FCC Statement

This device complies with part 15 of the FCC Rules. Operation is subject to the following two conditions: (1) This device may not cause harmful interference, and (2) This device must accept any interference received, including interference that may cause undesired operation. Any changes or modifications in construction of this device which are not expressly approved by the party responsible for compliance could void the user's authority to operate the equipment.

