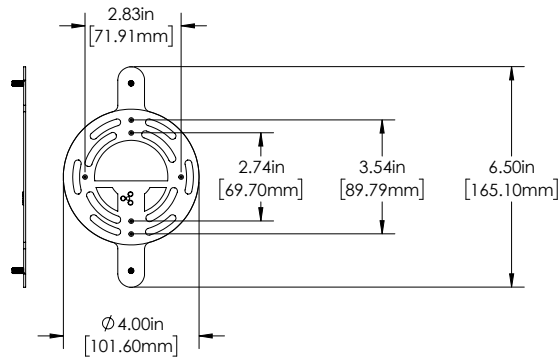
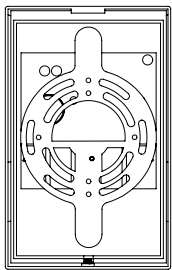
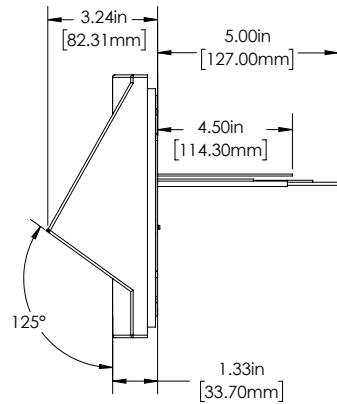
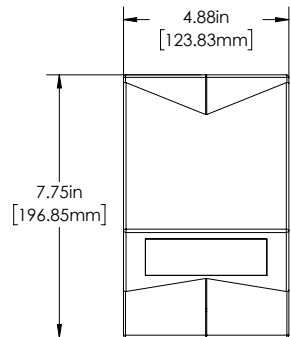


Important: Read all instructions prior to installation.

## Mini LED Wall Pack

### Dimensional Drawings

MWPC-xK6-x



## Mini LED Wall Pack

### User Manual

MWPC-xK6-x



Important: Read all instructions prior to installation.

## Mini LED Wall Pack

MWPC-xK6-x

### Specifications

Model	MWPC-xK6-x
Operating Voltage Range	120 VAC
Total Power Consumption	6 Watts
Amps	50 mA (0.05 A) @ 120 VAC
Beam Angle	80 degree
Operating Temperature	-4°–122° F (-20°–50° C)
IP Rating	IP54
Dimmable	No
Fixture Weight	1.56 lb (0.71 kg)

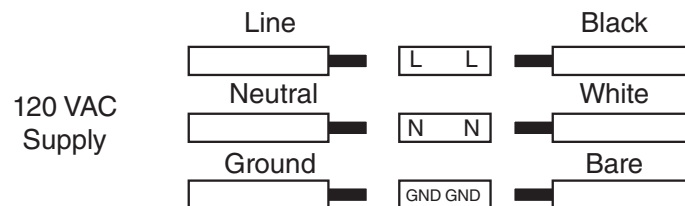
### Included Parts

- 1 - Mini LED Wall Pack
- 3 - Wire Nuts

### Safety and Notes

- Product should be installed by a certified electrician in accordance with applicable national, state, and local building and electrical codes.
- To reduce the risk of electric shock, ensure that the main power source and circuit breakers are switched off before performing any installation or wiring procedures.
- Avoid looking directly into the lamp when illuminated.
- Ensure all mounts are securely attached and will support the weight of the fixture. Failure to properly support the fixture may result in damage or injury, for which the manufacturer does not assume responsibility.

### Wire Diagram

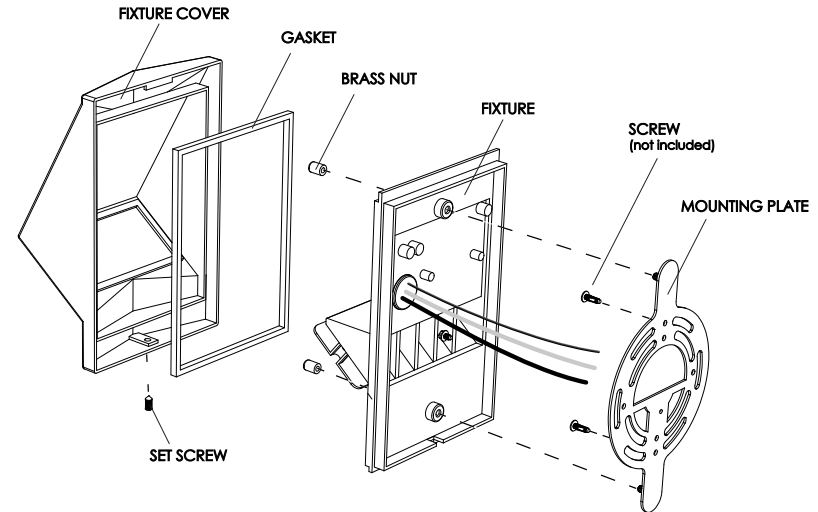


Important: Read all instructions prior to installation.

## Mini LED Wall Pack

MWPC-xK6-x

### Opening Fixture



### Junction Box Installation

