

Dimmable 40W LED Panel Light

Light Panel Dimmable Series

Project Name _____

Date _____


Type _____

This LED panel light is designed for residential and commercial suspended grid ceilings or for ceiling surface mounting. Use this dimmable 2' x 2' LED panel light for home lighting, office lighting, basement lighting, light box and sign backlighting, gym lighting, school lighting, and hospital lighting. Replace existing fluorescent troffer light fixtures or use for new construction applications. With Even-Glow® technology and a diffused optical lens, the LED panel light delivers a smooth, flawless wall of illumination without visible bulbs or hot spots.

Specifications

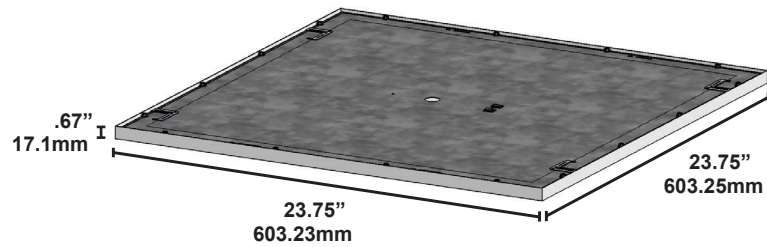
LPD-40K22-40-JBK	
Input Voltage	100-277 VAC
Input Power	40 Watts
Input Current @ 120V	342mA
Lumens	4400 lm
Color Temperature	4000K
CRI	83
Efficacy	112 lm/w
Temperature Range	-4° - 104° F (-20° - 40°C)
Dimensions	L23.75" x W23.75" x H.67" (60 x 60 x 1.7cm)
Weight	8 lbs 2oz (3968g)
Warranty	7 years

LPD-40K22-40-JBK

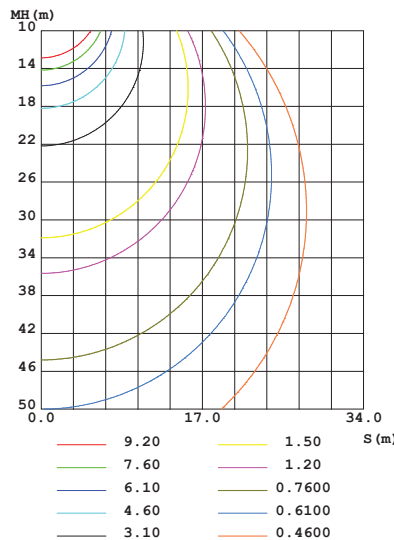
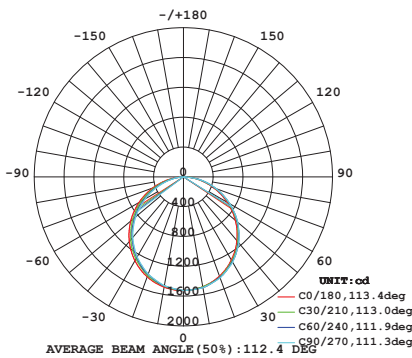


Dimensional Drawings

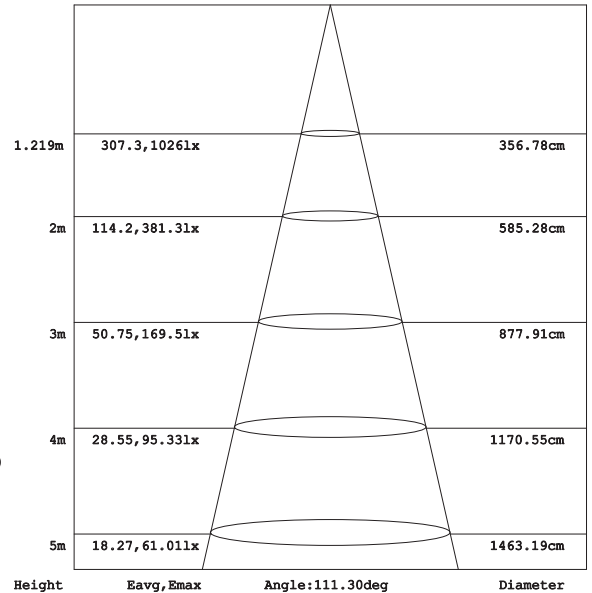
LPD-40K22-40-x



Photometric Data



Flux out: 3154 lm



Ordering Information

LED Product	Color Temperature / Size	Wattage	Mounting Option
LPD - Light Panel Dimmable	40K14 - 4000K Natural White / 22 - 2' x 2'	40 - 40 Watts	JBK - Junction Box Kit SMK - Surface Mount Kit



Rev Date: V1 08/25/2016



Dimmable 40W LED Panel Light

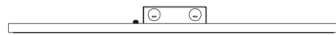
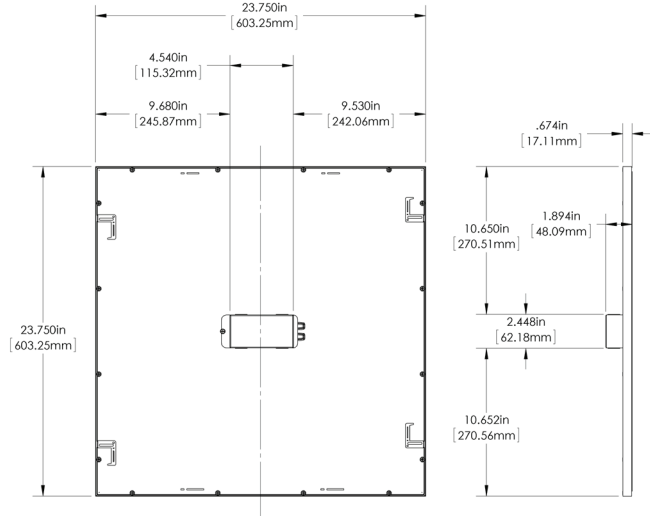
Light Panel Dimmable Series

Project Name _____

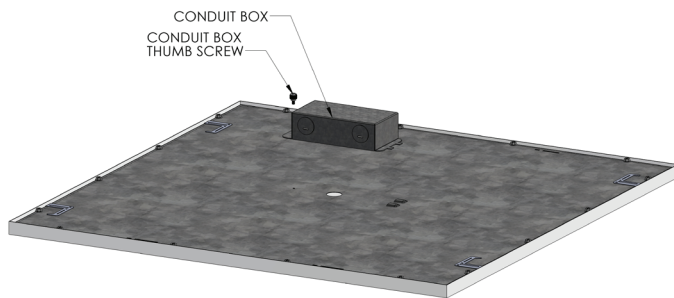
Date _____

Type _____

Dimensional Drawing with Junction Box Kit LPD-40K22-40-JBK

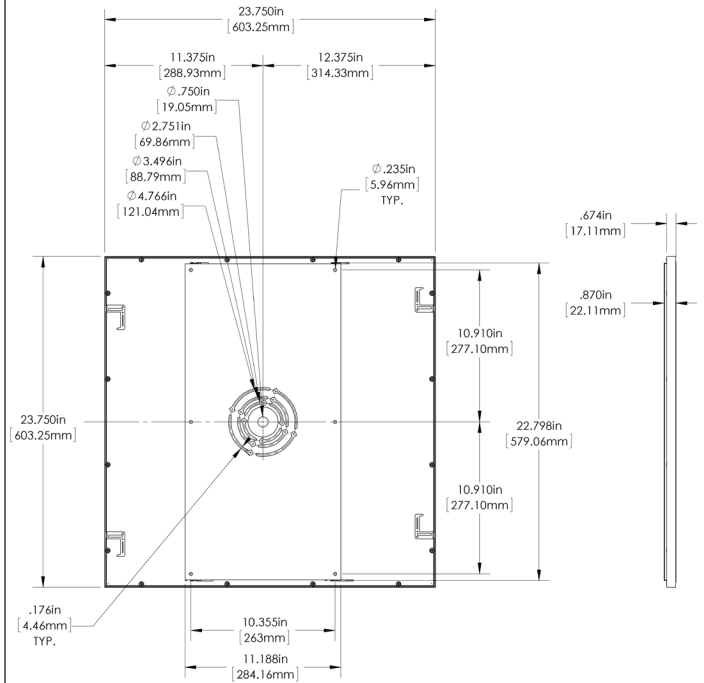


INCLUDED PARTS




- FEMALE POWER PLUG
- MALE POWER PLUG

Dimensional Drawing with Surface Mounting Kit LPD-40K22-40-SMK



INCLUDED PARTS



- MALE POWER PLUG
- FEMALE POWER PLUG
- 7x ANCHOR
- 7x M4 X 30MML FLAT HEAD PHILLIPS THREADING SCREW
- M3 X 12MML PHILLIPS THREADING SCREW
- 2x 8-32 X .875" L PHILLIPS ROUND HEAD MACHINE SCREW



Rev Date: V1 08/25/2016

