

LHBD2 Series

LED Linear High Bay Specifications

Project _____

Date _____ Type _____



LHBD2-50K3-220W-H

Features

- 120–277 VAC input
- DLC Premium - ≥ 130 lumens per Watt
- 1–10 V dimmer compatible
- 80+ CRI
- L70-rated 50,000 hour lifetime
- Includes chains and v-hooks for suspension mounting

Optional Accessories

- conduit mounting bracket (LHBD2-PH)
- microwave motion sensor (BRI816-B-D)

Construction

Durable steel body with white finish and frosted polycarbonate lenses. Features 1/2" knockouts¹ on each end and top for additional wiring options.

Application

Easily replaces traditional T5 and T8 high bay fixtures as well as metal-halide high bays. Type V distribution and the ability to wire end to end or through optional conduit mounting bracket make these ideal for many applications including factories, warehouses, and other large, high ceiling spaces.

Output Equivalencies

LHBD2-xK1-80W-H	3-lamp 32 W T8/ 250 W MH
LHBD2-xK1-110W-H	3-lamp 54 W T5HO/ 320 W MH
LHBD2-xK2-165W-H	4-lamp 54 W T5HO/ 400 W MH
LHBD2-xK3-220W-H	6-lamp 54 W T5HO/ 400 W MH
LHBD2-xK5-225W-H	6-lamp 54 W T5HO/ 400 W MH
LHBD2-xK5-300W-H	8-lamp 54 W T5HO/ 1,000 W MH

Warranty

Five (5) Year Warranty

Available Models²

- | | |
|--|--|
| <input type="checkbox"/> LHBD2-50K1-80W-H | <input type="checkbox"/> LHBD2-50K3-220W-H |
| <input type="checkbox"/> LHBD2-50K1-110W-H | <input type="checkbox"/> LHBD2-50K5-225W-H |
| <input type="checkbox"/> LHBD2-50K2-165W-H | <input type="checkbox"/> LHBD2-50K5-300W-H |

Part Number Breakdown

Example: LHBD2-50K3-220W-H

Family	CCT	Size [width, length]	Wattage	Efficacy
LHBD2	50K [5000K]	1 [narrow, 2' long]	80W [80 W]	H [130 lm/W]
			110W [110 W]	
		2 [medium, 2' long]	165W [165 W]	
			220W [220 W]	
		3 [wide, 2' long]	225W [225 W]	
5 [medium, 4' long]	300W [300 W]			

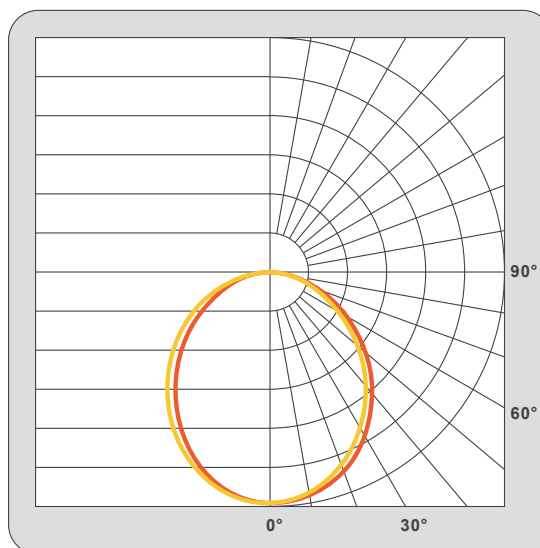
Certifications and Compliances

DesignLights Consortium listed as DLC Premium, UL Listed for damp or dry locations, and RoHS compliant.



Optics

Polar Candela Distribution Diagram



Additional model-specific photometric data available on site or upon request.

¹1/2" knockouts are trade size, meaning the hole diameter measures 7/8"

²Contact customer service if interested in options other than those listed.



T 314.743.3067

F 314.972.6202

email: commercial-sales@superbrightleds.com

www.superbrightleds.com/cat/industrial-led-lighting/

Rev V1 Date: 1/15/2019

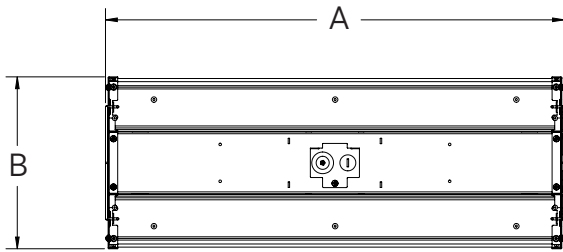
Specifications are subject to change without notice.

Printed in the U.S.A.

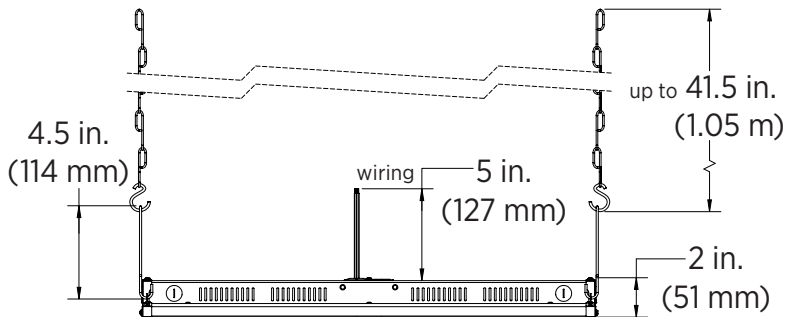
LHBD2 Series

LED Linear High Bay Specifications

Dimensional Drawing



Model	Length (A)	Width (B)
LHBD2-xK1-80W-H	23.9 in (60.7 cm)	9.6 in. (24.4 cm)
LHBD2-xK1-110W-H		
LHBD2-xK2-165W-H	23.9 in (60.7 cm)	12.6 in. (32 cm)
LHBD2-xK3-220W-H	23.9 in (60.7 cm)	17.3 in. (43.9 cm)
LHBD2-xK5-225W-H	46 in. (1.17 m)	12.6 in. (32 cm)
LHBD2-xK5-300W-H		



Specifications

Model LHBD2-	xK1-80W-H	xK1-110W-H	xK2-165W-H	xK3-220W-H	xK5-225W-H	xK5-300W-H
Intensity	10,400 lm	14,300 lm	21,450 lm	28,600 lm	29,250 lm	39,000 lm
Operating Voltage	120-277 VAC					
Power Consumption	80 W	110 W	165 W	220 W	225 W	300 W
Current Draw @ 120 VAC	0.67 A	0.92 A	1.4 A	1.8 A	1.9 A	2.5 A
Efficacy	≥130 lm/W					
Color Temperature	5000K					
Beam Angle	100° (type V)					
CRI	80+					
Power Factor	≥ 0.9					
Dimming	1-10 V					
Environmental Rating	IP20, damp or dry location only					
Ambient Operating Temperature	-4°-104° F (-20°-40° C)					
Product Weight ³	6.5 lb (2.95 kg)	8.4 lb (3.81 kg)	10.3 lb (4.67 kg)	15.2 lb (6.89 kg)		
Rated Life (L70)	50,000 hours					

³Includes 0.6 lb for included hanging kit

