

Important: Read all instructions prior to installation.

60W High/Low Bay LED Light

Specifications

HBU-50K60W	
Intensity	6500 Lumens
Operating Voltage Range	100~277 VAC
Total Power Consumption	60 Watts (±5W)
Power Factor	0.97
Current Draw @120VAC	515 mA
Color Temperature	5000 K
Beam Angle	120°
CRI	73 CRI
Connection Type	Pigtail
IP Rating	Weatherproof IP65
LED Brand	3030
Operating Temperature	-49°~113°F (-45°~45°C)
Fixture Weight	6 lbs 6oz (2.89Kg)
Standards And Certifications	ETL, DLC
Warranty	5 year



Warning

- This product should be installed by a fully certified electrician in accordance with local building and electrical codes.
- Due to risk of electric shock, ensure that the main power source and circuit breakers are switched off before performing any installation or wiring procedures.
- Failure to properly support the fixture during installation may cause damage or injury, for which the manufacturer is not responsible. Ensure the light bracket/eye bolt is securely mounted and will support the weight of the fixture.

Optional Lens Installation

1. Loosen set screw from retaining clip to remove from fixture (FIG 1).
2. Remove the 4 lens retaining clips screws from fixture housing (FIG 2). Remove glass lens from fixture.
3. Set lens on working surface. Temporarily set fixture on lens as shown installed. Glass Lens is replaced with Frosted Lens (FIG 3).
4. Insert lens retaining clip in proper location. Screw retaining clip down to tighten and set lens to fixture (FIG 4).

Optional Accessories

8" Frosted Lens (HBU-8FL)

All accessories are available at superbrightleds.com

Installation

Eye Bolt Installation (Fig. 1)

Insert Eye Bolt into threaded hole on back of fixture and tighten. Tighten set screw. Hang fixture by attaching Eye Bolt (**Fig. 1**) to an existing hook. Connect the fixture wires to the corresponding wires in the junction box (not included).

Wiring Diagram

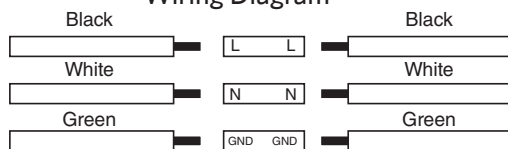


FIG. 1

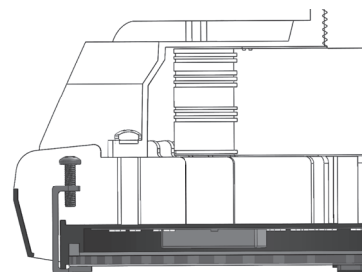


FIG 1

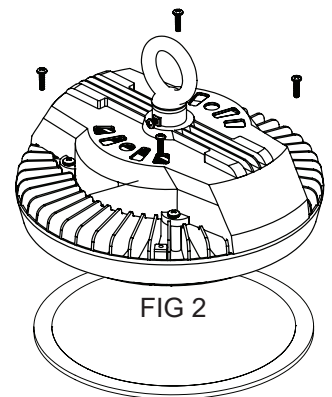


FIG 2



FIG 3

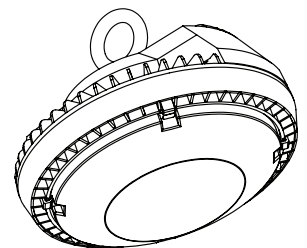


FIG 4

Important: Read all instructions prior to installation.

60W High/Low Bay LED Light

Dimensional Drawings

HBU-50K60W

