

# Knuckle-Mount LED Flood Light

Flood Light Knuckle Mount Series

Project Name \_\_\_\_\_

Date \_\_\_\_\_

Type \_\_\_\_\_

Knuckle-mount LED flood lights are designed for subdivision sign lighting, building facade lighting, architectural wall washing, outdoor displays, and security lighting. Comparable to a 250-watt metal-halide (MH) fixture, the 45-watt flood light uses powerful Philips LEDs and projector lenses to emit a focused beam of bright illumination. This weatherproof LED flood light is constructed of heavy-duty die cast aluminum with a polycarbonate lens and is designed to last 3 times longer than MH fixtures while using 1/4th the energy.

FLKM-NW45-80



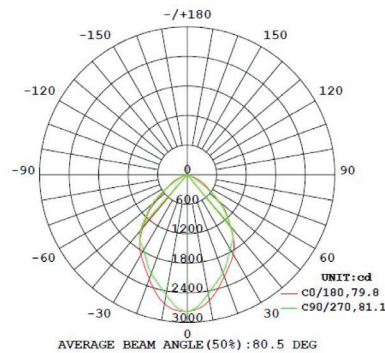
## Specifications

FLKM-NW45-80	
Intensity	4600 lumen
Operating Voltage Range	100-277 VAC
Beam Angle	80 degree
Replacement For	250 Watt HID
LED Brand	Phillips LUMILEDS
Number of LEDs	48
Operating Temperature	-30~45 °C (-22° - 113°F)
Color Temperature	5000 K
CRI	81
IP Rating	IP65
Total Power Consumption	44.8 Watts
LED Lifetime	50000 Hours
Warranty	5 Year

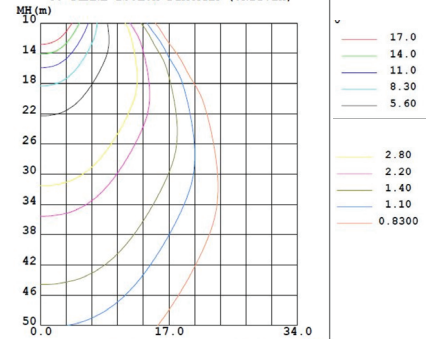
## Photometric Data

FLKM-NW45-80

LUMINOUS INTENSITY DISTRIBUTION DIAGRAM

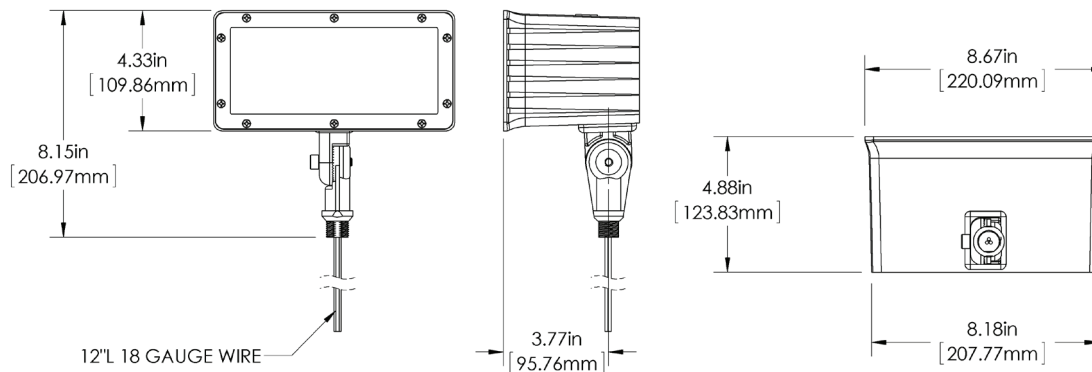


C0 PLANE ISOLUX DIAGRAM (UNIT:lx)



## Dimensional Drawings

FLKM-NW45-80



## Ordering Information

LED Product	Color Temperature / Wattage	Beam Angle
FLKM - Flood Light Knuckle Mount	NW45 - Natural White 45 watts	80 - Degree Beam Angle

