

Important: Read all instructions prior to installation.

LED Explosion Proof Lights

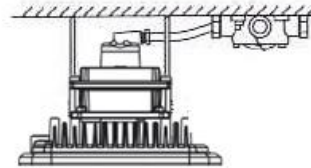


EPL-xW100

Installation

EPL lights can be mounted using the included U-bracket or the 24 mm threaded hole on the rear of the light.

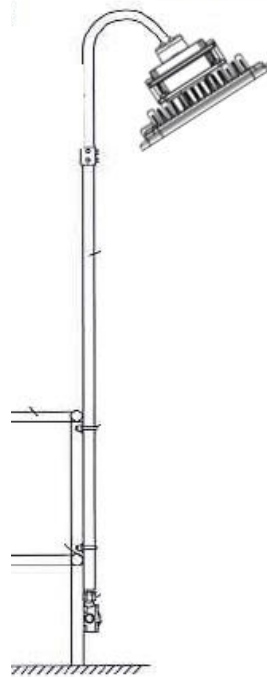
U-Bracket Ceiling Mount



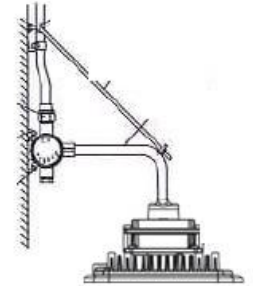
Pendant Mount



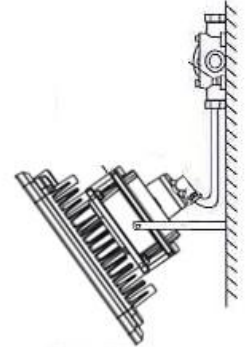
Pole Mount



Wall Mount



U-Bracket Wall Mount



Specifications

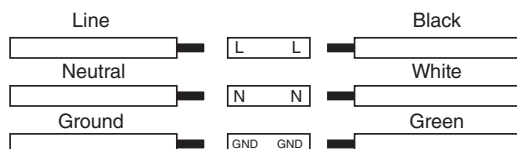
Model	EPL-xW100	EPL-xW200
Operating Temperature	-22°–122° F (-30°–50° C)	
Environmental Rating	damp or dry location only	
Weight	16.9 lb (7.7 kg)	23.6 lb (10.7 kg)

Check product label for specific electrical specifications related to installation.
Improper installation will void warranty.

Safety and Notes

- Product should be installed by a certified electrician in accordance with applicable national, state, and local building and electrical codes
- To reduce the risk of electric shock, ensure that the main power source and circuit breakers are switched off before performing any installation or wiring procedures.
- Avoid looking directly into the light when illuminated.
- Failure to properly support the fixture may result in damage or injury, for which the manufacturer does not assume responsibility. A safety cable is not included, but it is recommended that one be connected to grid clip during installation.

Wiring Diagram



Important: Read all instructions prior to installation.

LED Explosion Proof Lights

Dimensional Drawings

